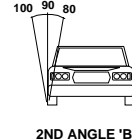
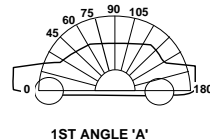
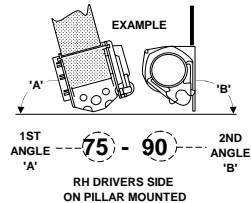


GENERAL PURPOSE SEATBELT MATRIX

SAFETY PRODUCTS		STALK BUCKLES (flexible metal cable)										STEM BUCKLES (metal bracket)				WEBBING BUCKLES						
TOLL FREE 1800 804 588 www.klippan.com.au		SEAT OR TUNNEL MOUNTED						FLOOR MOUNTED				SEAT MOUNTED				ADJUSTABLE		FIXED				
Retractor Angle and mounting	Seating position	220mm	250mm	300mm	350mm	400mm	450mm	250mm	300mm	350mm	400mm	100mm	135mm	170mm	210mm	150 mm - 610 mm	150 mm - 950 mm	190mm	275mm	425mm	500mm	
BELT	90-90 ON pillar (Std 3.2M, Long 3.8M, Short 2.6M)	RH	K6240	K6241	K1512	K6242	K1513	K1514	K6244	K6246	K6248	K6250	K6252	K6253	K6254	K6255	K2255	K6256	K1515	K1639	K1638	K1980
	LH							K6245	K6247	K6249	K6251											
	90-90 ON pillar with Small Anchor (Std 3.2M, Long 3.8M, Short 2.6M)	RH	K7627	K7628	K7629	K7630	K7632	K7633	K7634	K7636	K7638	K7640	K7642	K7643	K7644	K7645	K7646	K7647		K7699		
	LH							K7635	K7637	K7639	K7641											
	90-90 IN pillar (Std 3.2M, Long 3.8M, Short 2.6M)	RH	K4544	K4555	K4545	K4546	K4547	K6258	K4561	K4548	K4550	K4552	K4554	K6259	K4557	K6260	K4543	K6261		K4558		
	LH	K4560							K4549	K4551	K4553											
	0-0 On top of parcel shelf (Std 2.6M, Long 3.2M, Short 2.0M)	RH	K6262	K6263	K2578	K6264	K6265	K2580	K6266	K6268	K6270	K6272	K6274	K6275	K6276	K6277	K2256	K6278	K1510	K1511		
	LH	K6267							K6269	K6271	K6273											
	180-180 Under parcel shelf (Std 2.6M, Long 3.2M, Short 2.0M)	RH	K7204	K7205	K7206	K7207	K7208	K7209	K7210	K7212	K7214	K7216	K7218	K7219	K7220	K7221	K7222			K5186		
	LH	K7211							K7213	K7215	K7217											
	100-90 IN pillar (Std 3.2M, Long 3.8M, Short 2.6M)	RH	K6280	K6282	K4524	K6284	K6288	K6290	K6292	K6294	K6296	K6298	K6300	K6302	K6304	K6306	K6308	K6310		K7726		
		LH	K6279	K6281	K4525	K6283	K6287	K6289	K6291	K6293	K6295	K6297	K6299	K6301	K6303	K6305	K6307	K6309		K7727		
	80-90 ON pillar (Std 3.2M, Long 3.8M, Short 2.6M)	RH	K7174	K7176	K7178	K7180	K7182	K7184	K7186	K7188	K7190	K7192	K7194	K7196	K7198	K7200	K7202			K7724		
		LH	K7175	K7177	K7179	K7181	K7183	K7185	K7187	K7189	K7191	K7193	K7195	K7197	K7199	K7201	K7203			K7725		
	75-90 ON pillar (Std 3.2M, Long 3.8M, Short 2.6M)	RH	K7648	K7650	K7652	K7654	K7656	K7658	K7660	K7662	K7664	K7666	K7668	K7670	K7672	K7674	K7676	K7678		K7700		
		LH	K7649	K7651	K7653	K7655	K7657	K7659	K7661	K7663	K7665	K7667	K7669	K7671	K7673	K7675	K7677	K7679		K7701		
	75-90 IN pillar (Std 3.2M, Long 3.8M, Short 2.6M)	RH	K6312	K6314	K6316	K4532	K6480	K6482	K6484	K6486	K6488	K6490	K6492	K6494	K6496	K6498	K6500	K6502		K4538		
		LH	K6311	K6313	K6315	K4533	K6319	K6481	K6483	K6485	K6487	K6489	K6491	K6493	K6495	K6497	K6499	K6501		K4539		
	60-90 ON pillar (Std 3.2M, Long 3.8M, Short 2.6M)	RH	K7224	K7226	K7228	K7230	K7232	K7234	K7236	K7238	K7240	K7242	K7244	K7246	K7248	K7250	K7252			K7730		
		LH	K7223	K7225	K7227	K7229	K7231	K7233	K7235	K7237	K7239	K7241	K7243	K7245	K7247	K7249	K7251			K7731		
	60-90 IN pillar (Std 3.2M, Long 3.8M, Short 2.6M)	RH	K6504	K6506	K4522	K6508	K6512	K6514	K6516	K6518	K6520	K6522	K6524	K6526	K6528	K6530	K6532	K6534		K7728		
		LH	K6503	K6505	K4523	K6507	K6511	K6513	K6515	K6517	K6519	K6521	K6523	K6525	K6527	K6529	K6531	K6533		K7729		
	40-90 ON pillar (Std 3.2M, Long 3.8M, Short 2.6M)	RH	K7254	K7256	K7258	K7260	K7262	K7264	K7266	K7268	K7270	K7272	K7274	K7276	K7278	K7280	K7282			K7148		
		LH	K7253	K7255	K7257	K7259	K7261	K7263	K7265	K7267	K7269	K7271	K7273	K7275	K7277	K7279	K7281			K7149		
40-90 IN pillar (Std 3.2M, Long 3.8M, Short 2.6M)	RH	K7284	K7286	K7288	K7290	K7292	K7294	K7296	K7298	K7300	K7302	K7304	K7306	K7308	K7310	K7312			K4530			
	LH	K7283	K7285	K7287	K7289	K7291	K7293	K7295	K7297	K7299	K7301	K7303	K7305	K7307	K7309	K7311			K4531			
45-90 Retractable Lap (Std 1.3M)	RH	K7314	K7316	K4286	K7318	K7320	K7322	K7324	K7326	K7328	K7330	K7332	K4282	K7334	K7336	K7338		K4298	K4302			
	LH	K7313	K7315	K4287	K7317	K7319	K7321	K7323	K7325	K7327	K7329	K7331	K4283	K7333	K7335	K7337		K4299	K4303			
60-90 Retractable Lap (Std 1.3M)	RH	K7340	K7342	K4288	K7344	K7346	K7348	K7350	K7352	K7354	K7356	K7358	K4284	K7360	K7362	K7364		K4300	K4304			
	LH	K7339	K7341	K4289	K7343	K7345	K7347	K7349	K7351	K7353	K7355	K7357	K4285	K7359	K7361	K7363		K4301	K4305			
Non Retractable Lap Sash Belt (Std 2.6M, Long 3.2M, Short 2.0M)	RH	K6535	K6536	K1517	K6537	K1518	K1519	K6540	K6542	K6546	K6548	K6549	K6550	K6551	K6552	K2257	K4542	K1516	K1635	K1634	K1979	
	LH							K6539	K6541	K6545	K6547											
Non Retractable Lap Belt (Std 1.2M, Long 1.8M, Short - N/A)	RH	K6553	K6554	K2581	K6555	K6556	K2583	K6558	K6560	K6562	K6564	K6565	K6566	K6567	K6568	K2258	K6569	K1981	K1637	K1636	K1978	
	LH							K6557	K6559	K6561	K6563											

RETRACTOR ANGLES



Important Notes :

- 1) All belts comply with AS/NZS2596
- 2) The seat belts listed in this table are Black. For Grey add "GY" e.g. KxxxxGY, and for Cappuccino add "C" e.g. KxxxxC.
- 3) Some installations may require vehicle and bracket modifications. Please seek assistance of a suitably qualified tradesperson.
- 4) Longer belts are available. To order a longer belt, a "L" suffix should be added to the part number, e.g. KxxxxL.
- 5) Shorter belts are available. To order a shorter belt, a "S" suffix should be added to the part number, e.g. KxxxxS.
- 6) Some on pillar and most in pillar retractor applications will require a K4425 fitting kit.
- 7) If the sash guide is roof mounted a drop link is also required K7099S = 150mm and K7099 = 250mm.

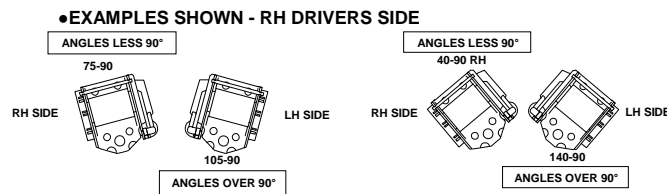
INSTRUCTIONS FOR THE GENERAL PURPOSE SEATBELT MATRIX

INSTRUCTIONS:

1. Inspect the original seatbelt and determine the type of seatbelt required. (retractable or non retractable, mounted on or inside the pillar and retractor angle.

2. Select the belt from the list on the left hand side of the table, which closely matches the original seatbelt. Match the belt length and retractor angle to +/- 2 degrees. For retractor angles over 90° use a forward facing retractor from the other side of the car as per examples below. (Front of car is reference point)

80/90 RH = 100/90 LH & 80/90 LH = 100/90 RH
75/90 RH = 105/90 LH & 75/90 LH = 105/90 RH
60/90 RH = 120/90 LH & 60/90 LH = 120/90 RH
40/90 RH = 140/90 LH & 40/90 LH = 140/90 RH



3. Measure the length of the original buckle (from the centre of the bolt hole on the anchor to the end of the buckle head)

4. Select a buckle from the top of the table which matches the original length and type of buckle. (Add or subtract up to 25mm to the length of the original buckle if necessary to obtain a match)

5. The "kit" number which matches the required belt and buckle is the part number required for your application.
E.g.. K7198 = 80/90 On Pillar (OP) RH with a 170mm stem

ABBREVIATIONS:

RH – Right Hand, drivers side of the vehicle

LH – Left Hand, passenger side of the vehicle

RETRACTOR ANGLE INFORMATION

90/90 is a vertically mounted retractor, seatbelt webbing leaves the retractor and extends vertically to the sash guide.

0/0 is a horizontally mounted retractor, usually mounted flat on top of the parcel shelf in rear seating positions. Can not be used for floor mounted applications.

180/180 is a horizontally mounted retractor, usually mounted flat under the parcel shelf in rear seating positions.

80/90 is a retractor that leans 10 degrees from vertical towards the front of the vehicle.

100/90 is a retractor that leans 10 degrees from vertical towards the rear of the vehicle.

75/90 is a retractor that leans forward 15 degrees from vertical towards the front of the vehicle.

60/90 is a retractor that leans forward 30 degrees from vertical towards the front of the vehicle.

40/90 is a retractor that leans 50 degrees from vertical towards the front of the vehicle.

SEATBELT ACCESSORIES:

Compatible with Klippan seatbelts

K4408 Right angle Bracket

K4425 Fitting kit Bracket

K6020 Nyloc Nut (x4)

K6030 Bolt Cap (x2)

K6040 Retractor Cover (x1)

K6629 Extension Belt

K7099 Drop link (250mm)

K7099S Drop link (150mm)

K2887 Reinforce kit

K2888 Bolt Anchor

K2889 Bolt Stalk

K2890 Bolt Stem

K2891 Bolt Retractor

CHILD SAFETY ACCESSORIES

ALL BELTS COMPLY TO AS1754

CHILD HARNESS Designed to be used by children weighing from 14 to 32 kg together with an adult lap seat belt only in forward facing seats and or booster seats.

EXTENSION STRAPS Designed to be used in conjunction with Klippan and other Child Harness and various car seats manufactured from 1993. These come in a range of fixed and adjustable lengths.

ANCHOR BOLT FITTING KIT Designed to secure the Child Harness and or car seat in applications with or without in-built anchorages.

CONVERTER (Gated buckle) Suitable for Klippan and other harnesses requiring lap sash belt to be converted to a lap belt. Typically this is required with a 'H' Harness.

CHILD SAFETY ACCESSORIES:

K2018 CHILD SAFETY 'H' HARNESS
(Includes Anchor bolt kit and Gated Buckle)

K3740 EXTENSION STRAP 300MM

K3741 EXTENSION STRAP 600MM

K1171 EXTENSION STRAP 300MM - 1000MM

K1697 ANCHOR BOLT KIT

K2909 CONVERTER / GATED BUCKLE